

season **22**

Spring Recital

[GUIDE BOOK]

This is a complete guide to Spring Recital!

Please take a moment to review this entire guide to feel prepared for the big day!

TABLE OF CONTENTS

Know Before You-Go Information (pg. 2)

- Recital Date and Time Information
- Dancer & Patron Check List
- Parking
- Dancer Check-In
- On-site Tickets, Patron Check-In & Arrival

Dress Rehearsal Information (pg. 5)

- General Information & FAQ's
- Tuesday Dress Rehearsal
 - Call Times
- Friday Dress Rehearsal
 - Call Times
 - Running Order (Subject To Change)

The Day Of Recital (pg. 11)

- Show Separation
- Know-Before-You Go RECAP
- Dancer Expectation
 - 11:00am (Preschool & Kindergarten)
 - 3:00pm & 7:00pm
- Dancer Call Times

Detailed Ticketing Information (pg. 13)

- Early Access
- Studio Access
- Public Access
- Access Code vs. Discount Code

Payment Policy Regarding Spring Recital (pg. 15)

- Late Payment Policy
- Costume & Ticket Procedure

KNOW BEFORE YOU GO!

Recital Date & Time Information

SPRING RECITAL DATE & SHOW TIMES:

May 30th, 2026

11:00am, 3:00pm, 7:00pm

Dancer & Patron Checklist

Dancer Checklist

- All Dance Shoes
- All Costumes
- Waterbottles
- Makeup Bag/Remover
- Extra Hair Materials

Patron Checklist

- Everyone in your party
- Ticket Confirmation Email
- Light Sweater
(In case the theater is colder than normal)



**THERE IS NO FOOD ALLOWED IN THE AUDITORIUM.
THE ONLY BEVERAGE ALLOWED IS WATER**

Parking & Entrances

On this page, you will find the map of East Grand Rapids High School & Performing Arts Center. Marked in Yellow, you will find the three important locations for our event.

- Main Parking Lot
- Main Entrance
- Dancer Check-In

Please ensure to take a look at these before your arrival for Dress Rehearsal and performances. Knowing where to go is crucial before the big day. We recommend sharing this map with any other guests you may be inviting to Spring Recital.



Dancer Check-In Location & Traffic Flow


To the right is an up close view of what Dancer Check-In looks like. Follow these steps upon arrival.

1. Look for **Door #35/#36**
2. Enter through Double Doors
3. Visit **Dancer Check-In Table**
4. Once Dancer is checked in, only the dancer will be guided backstage.

Parents are not allowed backstage.

a. *Pre-K Families – Please head to page 6 to read how dancer check-in will work for Dress Rehearsal as it is a different process than the day of recital.*

5. Parents will head back out of the Dancer Check-In Doors to enter through the **Parent Lobby Entrance**.



Onsite Ticketing, Patron Check In, & Arrival

To the left is a view of what the lobby entrance will look like when you arrive. Please take note of the signage to ensure patrons go the correct direction, so there is less crowding at the door.

If you purchased tickets online, please head to the "Ticket Check-In" table. Your ticket order will be located using the purchaser's name. No physical tickets or printouts will be needed (however we suggest having the confirmation code handy, just in case). All patrons in your party will receive a hand stamp at check-in.

The doors to the auditorium will open about 30 minutes before the show begins.

As this show is assigned seating, we ask that patrons arrive 30-45 minutes before the beginning of the performance to allow everyone enough time to locate their seats, the restrooms, and stop by The Studio Shop merch table!



DRESS REHEARSAL

General Information & FAQ's

WHAT IS A DRESS REHEARSAL?

A Dress Rehearsal is where performers get to practice with every aspect of the performance: costumes, lights, music, and the stage! However, this rehearsal is the only time we get to focus on these technical aspects such as lights and music. This is where the attention goes from what the dancer is doing, to ensuring our dancers can be seen and heard.

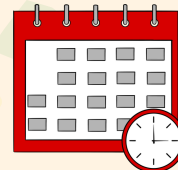


LOCATION

**EAST GRAND RAPIDS HIGH SCHOOL
PERFORMING ARTS CENTER**
2211 Lake Dr. SE, East Grand Rapids, 49507

DATE & TIME

Tuesday, May 26th
Pre-K, Opening Number & Ballet Production
Friday, May 29th
All Recreational Classes (Minis - Adults)



WHAT DOES CALL TIME MEAN AND HOW DOES IT APPLY TO ME?

A **call time is when you are expected to be in the building and checked in**. This applies to all families as it is their designated time to be in the building and ready to go for dress rehearsal.

Each Call Time is roughly 10-20 minutes before your dancers "GO" Time [this means when their section starts].

Please note: If your student is not present for their call time, they may miss their opportunity to run their dance on stage. If they don't run their dance on stage, they are subject to not performing that number in recital.

COSTUMES FOR DRESS REHEARSAL

All recreational classes are required to wear their costume to Dress Rehearsal, including the correct shoes.

We recommend making this a practice for makeup and hair as well.

OTT CRU DANCERS WILL NOT WEAR THEIR COSTUME DURING SLOT #2.



STUDENTS, STAFF, & VOLUNTEERS BACKSTAGE ONLY


Backstage is a very busy area for Dress Rehearsal and the day of Recital. That being said, **parents are not allowed in the backstage area for Dress Rehearsal or the day of Recital.**

Students Level 1-Advanced are required to take responsibility of their own costume changes and must ask help from the backstage volunteers or friends.



STUDENT DISMISSAL

Students are able to leave after they have done all of their dances. We will be doing our best to announce which students are dismissed over the microphone, however, it's good to make a check list with your dancer so they can keep track.



EXPECTATIONS AND REMINDERS

Dress rehearsal involves a lot of stop, wait, and go.

With over 200 students participating, we do our best to respect everyone's time and keep things moving smoothly. However, there may still be periods where students are waiting for longer stretches.

It's normal to feel moments of frustration, confusion, or impatience—but it's important to continue showing the four values listed below at all times. Please be mindful of the questions you ask—when you ask them and who you direct them to—as our staff will also be managing many moving parts throughout the rehearsal.

To help remind us all, we use the acronym PPRK:

- Punctuality
- Patience
- Respect
- Kindness

Stay tuned to all announcements.

We will be making regular announcements over the mic about what's on stage, who is on deck, who is "in the hole," and when groups are dismissed. We strongly recommend sitting down with your student ahead of time to create a list of all their dances. This will help them stay organized with costumes and ensure they are fully prepared.

Pre-K Dress Rehearsal Flow

Dress rehearsal for our young dancers is a bit different than others. Here are the steps for the Pre-K Dress Rehearsal on **Tuesday, May 26th.**

1. Check in at **Dancer Check-In Doors (#35/36)**
2. Walk your dancer backstage following the arrows provided to walk it with them for the first time.
3. Take a seat in the audience with your class listed.
 - *Student sit in row with signage*
 - *Parents sit in the row behind*
4. Wait for your dancers turn!
5. Dismissed!



TUESDAY DRESS REHEARSAL CALL TIMES

Tuesday, May 26th

(Pre-K, MTP, HERO, Opening Number, & Ballet Production)

Slot #	Call Time	Classes Called
1	5:00pm	<ul style="list-style-type: none">All Preschool, Tiny Dancers, & Kindergarten
2	5:45pm	<ul style="list-style-type: none">Opening NumberMusical Theatre PerformanceHERO Academy
3	6:00pm	<p><u>Ballet Production - ALL BALLET CLASSES</u></p> <ul style="list-style-type: none">Tuesday Ballet ³/₄ (Section Leaders)Tuesday Jr. Ballet (Woodwinds)Thursday Jr. Ballet (Strings)Thursday Ballet/Intro to Contemp 8-10 (Brass)Thursday Beginner Ballet (Percussion)

Pre-K Families - Before You Arrive

The first time our Pre-K Dancers take the stage is exciting, but for some can be overwhelming. It's important to talk with your dancer about the following before arriving to the theatre:

- **Talk about the aspects of a show! (Sensory Wise)**
 - Music will be louder than normal, lights will be bright (they might not be able to see their parent/guardian in the audience).
- **Talk about Dress Rehearsal**
 - They will get to sit with their parent/guardian throughout dress rehearsal until they get to go up backstage.
- **Talk about the day of Recital (It is a bit different!)**
 - Dancers will check in about 20 minutes before show at the Dancer Check-In, where they will not have a parent/guardian with them. It's important to discuss this and mention that after they are done performing, they then will come and sit with their parent/guardian.

FRIDAY DRESS REHEARSAL CALL TIMES – Friday, May 29th

Slot #	Call Time	Classes Called
1	4:00pm	<ul style="list-style-type: none"> • Opening Number • Musical Theatre Performance • HERO Academy
2	4:50pm	 (No costumes for CRU Dances.)
3	5:50pm	Ballet Production ALL BALLET CLASSES <ul style="list-style-type: none"> • Tuesday Ballet ¾ (Section Leaders) • Tuesday Jr. Ballet (Woodwinds) • Thursday Jr. Ballet (Strings) • Thursday Ballet/Intro to Contemp 8-10 (Brass) • Thursday Beginner Ballet (Percussion)
4	6:15pm	<u>Monday</u> <ul style="list-style-type: none"> • Level 1 Tap/Jazz Combo • Middle/High School Tap <u>Tuesday</u> <ul style="list-style-type: none"> • Level 2 Tap/Jazz Combo • Level 3 Tap/Jazz Combo <u>Wednesday</u> <ul style="list-style-type: none"> • Mini Hip Hop • Junior Hip Hop <u>Thursday</u> <ul style="list-style-type: none"> • Tap/Jazz (7-10) • Tap/Jazz (9-11)
5	7:30pm	<u>Tuesday</u> <ul style="list-style-type: none"> • Jr. Contemporary • Adv Contemporary <u>Wednesday</u> <ul style="list-style-type: none"> • Middle School Hip Hop • Tap and Jazz 9-12 • Tap and Jazz 10-14 • Int/Adv Tap <u>Thursday</u> <ul style="list-style-type: none"> • Jr. Contemporary • Adv Jazz <u>Specialty</u> <ul style="list-style-type: none"> • Senior Dance
6	8:30pm	<ul style="list-style-type: none"> • ALL ADULT TAP • HIH Empowered

FRIDAY 5/29 - DRESS ORDER (Subject to Change)

Call Time	Class	#	Song Title	Style	DISMISSED AFTER
4:00 PM	Opening Number/ MT/HERO	#	Lion King Medley		ALL but CRU students are Dismissed. *Note: Students who have an additional call time later in the evening, are welcome to: -stay and wait for their next call time or - leave and come back for their next call time.
4:50 PM					
	<input type="checkbox"/> Lit CRU		Jackson 5	Tap	Karter
	<input type="checkbox"/> Mini CRU		When You're A Wimp	MT	--
	<input type="checkbox"/> Junior CRU		Ain't Too Proud To Beg	Tap	--
	<input type="checkbox"/> Teen CRU		Doo Wop (That Thing)	Tap	--
	<input type="checkbox"/> Mini CRU		Church Girls	Tap	--
	<input type="checkbox"/> Junior CRU		The MegaSix	MT	--
	<input type="checkbox"/> Teen CRU		Stand By Me	Tap	--
	<input type="checkbox"/> Junior CRU		It Works!	MT	--
	<input type="checkbox"/> Chase Solo		Are You That Somebody	Tap	--
	<input type="checkbox"/> Junior CRU		It's Britney	Jazz	--
	<input type="checkbox"/> Teen CRU		Easy Street	MT	--
	<input type="checkbox"/> Teen CRU		Crushin'	Jazz	--
	<input type="checkbox"/> Kailani W.		Queen of Pop	Jazz	--
	<input type="checkbox"/> Journee H.		Not Evil	Jazz	--
	<input type="checkbox"/> Taylor M		Never Had A Friend Like Me	Jazz	--
	<input type="checkbox"/> Hailey B.		The Buzz	Tap	--
	<input type="checkbox"/> Lucy M.		The Mad Hatter	MT	--
	<input type="checkbox"/> Caroline Q.		Baby I	Tap	--
	<input type="checkbox"/> Chase Solo		I Have Nothing	Contemp.	--
10-Minute Break					
5:50 PM					DISMISSED AFTER
	<input type="checkbox"/> All Ballet	#	Ballet Production	Ballet	Annalise Cartman Olivia Davis Ruby Dunning Bria Hopkins Bellamy Whittum Kyndal Wilson
6:15 PM					DISMISSED AFTER
	<input type="checkbox"/> Mini Hip Hop	#	Perm	Hip Hop	Mini Hip Hop (except for Blysse, Ryann, Charlee, Taylor, Kailani, & Lucia)
	<input type="checkbox"/> M.S. Tap	#	Na Na Na	Tap	Middle School Tap (except Judah Dorband)
	<input type="checkbox"/> Jr. Hip Hop	#	Shawty Get Loose	Hip Hop	Junior Hip Hop (except Brooklyn Eiland)
	<input type="checkbox"/> Lv 3 T/J	#	Best Of My Love	Tap	--
	<input type="checkbox"/> Lv 2 T/J	#	L.O.V.E.	Tap	--
	<input type="checkbox"/> Lv 1 T/J	#	Do You Believe In Magic	Tap	--
	<input type="checkbox"/> T/J (7-10)	#	How It's Done	Jazz	--
	<input type="checkbox"/> T/J (9-11)	#	Whistle (While You Work It)	Jazz	--
	<input type="checkbox"/> Lv 3 T/J	#	Everything Goes With Blue	Jazz	Lv. 3 Tap/Jazz
	<input type="checkbox"/> Lv 2 T/J	#	I Like To Move It	Jazz	Lv. 2 Tap/Jazz
	<input type="checkbox"/> Lv 1 T/J	#	Feeling The Love	Jazz	Lv. 1 Tap/Jazz
	<input type="checkbox"/> T/J (7-10)	#	Best Of My Love	Tap	Tap/Jazz 7-10
	<input type="checkbox"/> T/J (9-11)	#	September	Tap	Tap/Jazz 9-11
10 MINUTE BREAK					
7:30 PM					DISMISSED AFTER
	<input type="checkbox"/> M.S. Hip Hop	#	Thing U Do	Hip Hop	
	<input type="checkbox"/> Jazz 9-12	#	Hard Knock Life	Jazz	--
	<input type="checkbox"/> Tues. Jr. Contemp	#	The Hardest Part	Contemp.	Kaia Gunderson
	<input type="checkbox"/> Adv Tap	#	Black & White	Tap	Keira Boggiano
	<input type="checkbox"/> Jazz 10-14	#	Come Alive	Jazz	Judah Dorband
	<input type="checkbox"/> Senior	#	Brown Skin Girl	Contemp.	--
	<input type="checkbox"/> Thurs, Jr. Contem	#	Lady Lady	Contemp.	Maya Schmitt, Arlee Van
	<input type="checkbox"/> Tap 10-14	#	I Wish	Tap	Tap 10-14 (except for Asunciana Dandridge, Carmyn King)
	<input type="checkbox"/> Contemp 3/4	#	Hometown Glory	Contemp.	Ingrid Bott
	<input type="checkbox"/> Tap 9-12	#	This Will Be	Tap	Tap 9-12
	<input type="checkbox"/> Adv Jazz	#	Wind It Up	Jazz	Adv Jazz
8:30 PM					DISMISSED AFTER
	<input type="checkbox"/> Adult Tap	#	Rock Steady	Tap	ADULT TAP
	<input type="checkbox"/> HIH	#	Rihanna Mix	Heels	HIH

A Note about Dress Rehearsal Order

It's important to note the "SUBJECT TO CHANGE" at the top of this sheet. This means that it may change before the day or even on the day of. This can vary based on attendance, students running late, etc.

That being said, we ask that families do not assume that we will run exactly in this order and vary their arrival time on this order. A rule of thumb is to arrive as if you are going first in the line up.

Call-Time Reminder

Our goal is to always remain on schedule. However, rehearsal can run early or sometimes even late.

Regardless of the outcome, this is why it is crucial that **students ARE IN THE BUILDING BY THEIR CALL TIME.**

As stated in the previous Dress Rehearsal information on pg (5): **Call times are when students should be in the building and checked in.** We recommend arriving about ten (10) minutes before your call time to ensure enough time to change and find your class section.



season **22**

2026 UPDATED Spring Recital Show Assignments

RECITAL DATE:

Saturday, May 30th, 2026



How to Read This Sheet

On this sheet, you will find each class assigned to one (1) or multiple shows.

To find the show(s) you or your student are a part of, please follow the steps below:

- CHECK** the ALL 3 Shows and 3pm & 7pm List below for your students Class Name.
 - If you don't find your class, move to step #2.
- Look in Show #1, 2, & 3 on the right.
 - Show #1 is primarily Preschool with some special performances.
- Find the weekday your class is on.
- Find you/your students class
- CONFIRM YOUR RECITAL TIME WITH MISS PHOEBE VIA EMAIL IF YOU HAVEN'T ALREADY**

ALL 3 SHOWS

Musical Theatre/Hero Academy/Opening Number

Lion King Medley

Ballet Production

(ALL BALLET CLASSES)

The Young Person's Guide To The Orchestra

3pm & 7pm SHOW

These dances are in BOTH the 3pm & 7pm Show. They are not in the 11am. They will not be listed in the individual show times on this sheet.

Advanced	ADULT
Contemporary 3/4 <i>Hometown Glory</i>	ALL Adult Tap <i>Rock Steady</i>
Int/Adv Tap <i>Black & White</i>	HIH Empowered
Int/Adv Jazz <i>Wind It Up</i>	Specialty
	Senior Dance <i>Brown Skin Girl</i>

SHOW #1 (11:00AM)

May 30th, 2026

This show is primarily Preschool & Saturday Kindergarten.

TUESDAY	SATURDAY
<ul style="list-style-type: none"> Preschool 3-4 <ul style="list-style-type: none"> <i>She's In Love</i> Preschool 4-5 <ul style="list-style-type: none"> <i>Shiny Teeth and Me</i> 	<ul style="list-style-type: none"> Tiny Dancers <ul style="list-style-type: none"> <i>Animal Crackers In My Soup</i> Preschool 3-4 <ul style="list-style-type: none"> <i>Under The Sea</i> Preschool 4-5 <ul style="list-style-type: none"> <i>Shiny Teeth and Me</i> Kindergarten <ul style="list-style-type: none"> <i>Move Your Feet</i>



- SOLOS**
 - Chase S.*
- Groups**
 - Jackson 5*
 - It Works!*
 - When You're A Wimp*

SHOW #2 (3:00PM)

May 30th, 2026

MONDAY	WEDNESDAY	THURSDAY
<ul style="list-style-type: none"> Level 1 Tap/Jazz <ul style="list-style-type: none"> <i>Do You Believe In Magic (T)</i> <i>Feeling The Love (J)</i> Middle/High School Tap <ul style="list-style-type: none"> <i>Na Na Na</i> 	<ul style="list-style-type: none"> Junior Hip Hop <ul style="list-style-type: none"> <i>Shawty Get Loose</i> Middle Hip Hop <ul style="list-style-type: none"> <i>Thing U Do</i> Int Jazz/Tap 9-12 <ul style="list-style-type: none"> <i>Hard Knock Life (J)</i> <i>This Will Be (T)</i> 	<ul style="list-style-type: none"> Junior Contemporary <ul style="list-style-type: none"> <i>Lady Lady</i> Tap/Jazz (7-10) <ul style="list-style-type: none"> <i>Best Of My Love (T)</i> <i>How It's Done (J)</i>



- SOLOS**
 - Hailey B.*
 - Caroline Q.*
 - Chase S.*
 - Kailani W.*
- Duo/Trios**
 - Stand By Me*
 - It's Britney*
- Groups**
 - Jackson 5*
 - It Works!*
 - When You're A Wimp*

SHOW #3 (7:00pm)

May 30th, 2026

MONDAY	TUESDAY	WEDNESDAY
<ul style="list-style-type: none"> Kindergarten <ul style="list-style-type: none"> <i>Move Your Feet</i> 	<ul style="list-style-type: none"> Level 2 Tap/Jazz <ul style="list-style-type: none"> <i>I Like To Move It (J)</i> <i>L.O.V.E. (T)</i> Level 3 Tap/Jazz <ul style="list-style-type: none"> <i>Everything Goes With Blue (J)</i> <i>Best Of My Love (T)</i> Jr. Contemporary <ul style="list-style-type: none"> <i>The Hardest Part</i> 	<ul style="list-style-type: none"> Mini Hip Hop <ul style="list-style-type: none"> <i>Perm</i> Int. Tap/Jazz (11-14) <ul style="list-style-type: none"> <i>Come Alive (J)</i> <i>I Wish (T)</i>
THURSDAY		
<ul style="list-style-type: none"> Tap/Jazz (9-11) <ul style="list-style-type: none"> <i>September (T)</i> <i>Whistle (While You Work It) (J)</i> 		



- Solos**
 - Lucy M.*
 - Taylor M.*
 - Journee H.*
 - Chase S.*
- Duo/Trios**
 - Easy Street*
 - Crushin'*
- Groups**
 - Church Girls*
 - Ain't Too Proud To Beg*
 - Doo Wop (That Thing)*
 - Megasix*

THE DAY OF RECITAL

Know Before You Go (RECAP)

The following is a recap of what to know before you head to the day of performances!
(If you are a “patron only” skip to #2)

1. **All Dancers must be checked in at Dancer Check-In Doors (#35/36)**
 - Only one (1) parent is needed to check your dancer in. Reminder that parents will NOT be allowed backstage.
2. **After parking in the Main Parking Lot, proceed to the Main Entrance.**
3. **Once in the Lobby you can head to “Check-In” or Ticket Table for all patrons to get stamped and their program.**
 - If you purchased tickets online, head to the “check-in” table.
 - If purchasing tickets on-site (\$17 @ the door), you can pay via cash or card.
4. **Check out The Studio Shop for merchandise, to take part in our raffle, and donations.**
5. **Enjoy the show!** (we recommend bringing a sweater in case the theater is cold.)

a. **THERE IS NO FOOD ALLOWED IN THE AUDITORIUM.**



Dancer/Performer Backstage Expectation

SHOW	DESCRIPTION
11:00am	<p>Preschooler - Kindergarten</p> <ul style="list-style-type: none"> • Will start backstage. We will announce when parents can pick up their dancer in the show (1-2 numbers after they perform). <p>Minis-Teen</p> <ul style="list-style-type: none"> • Must remain backstage the entire show.
3:00pm	<p>Minis-Teens</p> <ul style="list-style-type: none"> • Must remain backstage the entire show. <p>Adults</p> <ul style="list-style-type: none"> • May sit in the audience, and come backstage before they perform, but must have a reserved seat in the audience by purchasing a seat or using a complimentary ticket.
7:00pm	<p>Kindergarten</p> <ul style="list-style-type: none"> • Kindergartners will be picked up at Intermission and will join their families in the audience. <p>Minis-Teen</p> <ul style="list-style-type: none"> • Must remain backstage the entire show. <p>Adults</p> <ul style="list-style-type: none"> • May sit in the audience, and come backstage before they perform, but must have a reserved seat in the audience by purchasing a seat or using a complimentary ticket.

Dancer Call Time for The Day Of Recital

Show #1 || 11:00am

Call Time	Who Is Called?	
10:15am	Opening Number <ul style="list-style-type: none"> Musical Theatre Performance HERO Academy Opening Number Ballet Production	CRU <ul style="list-style-type: none"> Jackson 5 It Works! When You're A Wimp Chase Smith
10:40am	Tiny Dancers, Preschoolers, & SATURDAY Kindergarten	

Show #2 || 3:00pm

Call Time	Who Is Called?		
2:15pm	Opening Number <ul style="list-style-type: none"> Musical Theatre Performance HERO Academy Opening Number Ballet Production ALL ADVANCED CLASSES (Tap/Jazz/Contemp) ADULT TAP HIH EMPOWERED	MONDAY <ul style="list-style-type: none"> Level 1 Tap/Jazz Middle/High School Tap WEDNESDAY <ul style="list-style-type: none"> Junior Hip Hop Middle School Hip Hop Int Tap & Jazz 9-12 THURSDAY <ul style="list-style-type: none"> Jr. Contemporary Tap/Jazz 7-10 	CRU <ul style="list-style-type: none"> Hailey B. Caroline Q. Chase S Kailani W. Stand By Me It's Britney Jackson 5 When You're A Wimp It Works!

Show #3 || 7:00pm

Call Time	Who Is Called?		
6:15pm	Opening Number <ul style="list-style-type: none"> Musical Theatre Performance HERO Academy Opening Number Ballet Production ALL ADVANCED CLASSES (Tap/Jazz/Contemp) ADULT TAP HIH EMPOWERED	TUESDAY <ul style="list-style-type: none"> Level 2 Tap/Jazz Level 3 Tap/Jazz Jr. Contemporary WEDNESDAY <ul style="list-style-type: none"> Mini Hip Hop Int Jazz & Tap 11-14 THURSDAY <ul style="list-style-type: none"> Tap/Jazz 9-11 	CRU <ul style="list-style-type: none"> Lucy M. Taylor M. Journee H. Chase S. Easy Street Crushin' Church Girls Ain't Too Proud To beg Doo Wop (That Thing) MegaSix
6:40pm	MONDAY KINDERGARTEN		

TICKETING DETAILS

As most of you may already know, we are changing up our ticketing process from General Admission to Assigned Seating. We are very excited for this new process to make it easier and clearer for everyone involved.

This page will provide details on the ticketing layers for our OTT Families.

EARLY ACCESS

April 20th-May 1st

For the first time, we are offering Early Access to recital tickets. During this period, studio families may reserve tickets before they become available to the entire studio.

Each family will receive an access code to view the event, along with a discount code to apply to their allotted tickets.

Families may reserve up to their allotted eight (8) tickets during Early Access.

This option is completely optional. To be eligible for Early Access, families must:

- Be up to date on all tuition payments through April
- Have paid the Recital Fee (\$65)

STUDIO ACCESS

May 1st-10th

During this period, tickets are available exclusively to Studio Families.

Each family will receive an access code to view the event and reserve or purchase up to sixteen (16) tickets in total. This ensures all Studio Families have the opportunity to secure their initial eight (8) tickets before tickets become available to the public, plus a few extras.

Any tickets reserved during Early Access will count toward this total.

To receive the discount code for the eight (8) complimentary tickets, families must:

- Be up to date on all payments through May
- Have paid the Recital Fee (\$65)

Important: Your 8 complimentary tickets are only free when the discount code is applied at checkout. Tickets purchased without applying the discount code will not be refunded or exchanged for complimentary tickets.

PUBLIC ACCESS

May 11th-30th

Tickets are open to the general public during this time.

Once Public Access begins, ticket purchases are no longer limited, and availability cannot be guaranteed.

Over The Top is unable to control how many tickets are purchased at a time.

Studio Families are strongly encouraged to ensure all payments are up to date and to reserve their eight (8) tickets prior to this period.

ACCESS VS DISCOUNT CODES

It's important to understand the difference between an Access Code and a Discount Code. This ensures you can reserve tickets early and claim your complimentary tickets correctly. Using the wrong code—or forgetting to apply your Discount Code—could result in losing free tickets or missing early access.

ACCESS CODE

An Access Code allows entry to the ticketing page before tickets are available to the public.

- Once the limit on the tickets have been processed and/or purchased through this link, the link is no longer valid..
 - Eight (8) - for early access
 - Sixteen (16) - for studio access
- The only way to access this code is if you know the code.
- Access codes cannot be assigned to individual patrons/customers.

DISCOUNT CODE

A Discount Code is used to redeem your eight (8) complimentary tickets.

- Once the code has been used for up to eight (8) tickets, the code is no longer valid.
-
- The only way to use this code is if you know the code.
-
- Discount codes cannot be assigned to individual patrons/customers.



Pre-K Dancer Ticketing Perk

As all Pre-K level students are required to sit with their parents after they perform, **ALL Pre-K families will receive nine (9) tickets to accommodate the seat needed for their dancer.**

If you have sibling Pre-K dancers, we will accommodate additional tickets for them as well.

Ticketing Layers Recap

EARLY ACCESS

(April 20-May 1)

Studio Families only;
reserve up to 8 tickets early with Access Code by applying the Discount Code

STUDIO ACCESS

(May 2-10)

Studio Families only;
reserve/purchase up to 16 tickets total, apply Discount Code for 8 free tickets

PUBLIC ACCESS

(May 11th-Recital Day)

Open to everyone;
tickets first-come, first-served

Payment Policy with Recital

Below is our payment policy around how late Tuition Payments may affect a student's ability to perform in any Recital at Over The Top Academy of Dance.

“[...]In order for students to perform, receive tickets and/or costumes for either the Holiday, or Spring Recital, all balances must be settled two (2) days before the performance date. If the balance is not settled, the student will not be able to perform in Recital. Failure to make any payment before Recitals, will result in an additional \$25 late fee. In order for a student to sign-up for a future class, summer camp, and/or workshop, all balances must be settled beforehand.[...]”

Our intention is for every student to perform on the big day! We prepare for this by ordering everyone a costume, taking the time to review choreography, and reaching out if there is an absence. We love all of our students and want to celebrate their hard work with them, as a community.

To ensure they get to perform on the big day, we must abide by our set policies to ensure everyone is meeting the requirements.

Costume & Ticket Procedure

Please note, Students/Families will receive costumes and ticket once:

- Tuition is finalized for the remainder of the season
- Recital Fee is paid in full.

Students/Families are not able to receive a costume and/or tickets until these steps are completed.

*****Families who took part in Early Access tickets must have May Tuition paid in full in order to receive their costume*****